
[HOME](#) [DETAILS](#) [CONTACT US](#)

To confirm availability on any product, please call BATE'S at 236-7866.

Multi-purchase Discount available on 3 or more appliances.

[ALL PRODUCTS](#) / [COOKTOPS](#) / GE JP3030SJSS SS/BLACK 30" BUILT-IN KNOB CONTROL ELECTRIC COOKTOP



## GE JP3030SJSS SS/BLACK 30" BUILT-IN KNOB CONTROL ELECTRIC COOKTOP

List: ~~\$1,323.00~~ **SALE: \$1,037.00**

Stainless Steel

30in(w) x 21in(h) x 4in(h)

Download Specifications:

[Consumer PDF](#)

1

ADD TO CART



# JP3030SJ

## GE® 30" Built-In Knob-Control Electric Cooktop

### FEATURES AND BENEFITS

Four radiant cooking elements

Power Boil elements

Keep warm setting

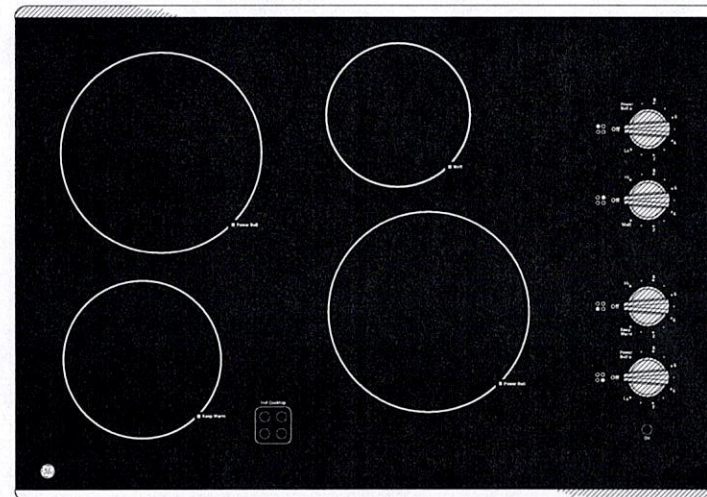
Melt setting

Hot surface indicator lights

Cooktop "on" indicator light

Fit Guarantee

Model JP3030SJSS – Stainless steel



### GUARANTEED FIT

Replacing a similar cooktop from GE Appliances or another brand, GE cooktops are guaranteed for an exact fit or GE Appliances will pay up to \$100 toward modifications.

Visit [geappliances.com](http://geappliances.com) for more info





# JP3030SJ

## GE® 30" Built-In Knob-Control Electric Cooktop

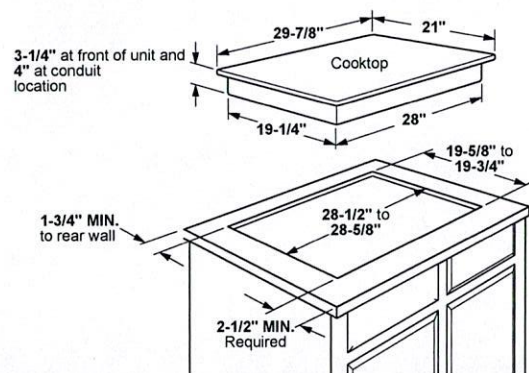
### DIMENSIONS AND INSTALLATION INFORMATION (IN INCHES)

**IMPORTANT:** Requires a 5" free area between the bottom of the cooktop to any combustible material, i.e., shelving. Free area not required when installing wall oven underneath cooktop. Refer to installation instructions. Requires a 15" minimum from cooktop to adjacent overhead cabinets. Units are furnished with a 48" flexible armored cable.

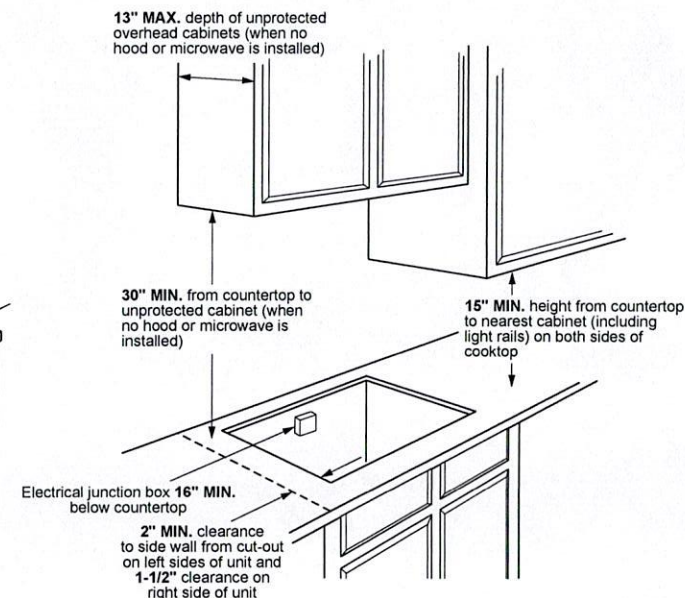
**NOTE:** 30" Ribbon cooktops are approved for use over select GE 27" and GE 30" Single Wall Ovens and Warming Drawers. Refer to cooktop and wall oven/warming drawer installation instructions packed with product for current dimensional data. If installed with a GE Telescopic Downdraft System, consult both the cooktop and downdraft installation instructions packed with product before installing. Cooktop gas/electric supply may need to be re-routed to install downdraft. The countertop cutout requires 23-1/2" minimum flat countertop surface and 25" minimum total countertop depth. In addition, other clearances to front edge of the countertop must be considered. Before installing, consult installation instructions packed with product for current dimensional data.

**CUTOUT FILLER TRIM KIT:** A filler trim kit is available for use if your countertop cutout is larger than the dimension shown, up to 29-13/16" x 20-7/16". Order JXTR32B for black or JXTR32W for white, to reduce the cutout opening for installation of this cooktop. These kits may be ordered from your GE Appliances Dealer.

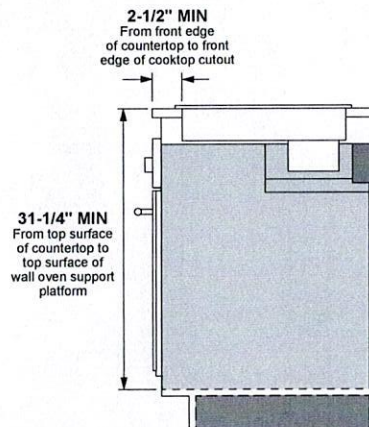
### APPROXIMATE COOKING DIMENSIONS



To insure accuracy, it is best to make a template when cutting the opening in the counter



### INSTALLATION ABOVE A WALL OVEN



<b>VOLTAGE (60HZ AC)</b>	240V	208V
<b>CONNECTED LOAD (MAX.)</b>	7.4kW	5.6kW
<b>CURRENT DRAW (MAX.)</b>	30.8 Amps	26.7 Amps
<b>RECOMMENDED CIRCUIT BREAKER†</b>	40 Amps	30 Amps

†NOTE: Check local codes for required breaker size.



For answers to your Monogram, GE Café™ Series, GE Profile™ Series or GE Appliances product questions, visit our website at [geappliances.com](http://geappliances.com) or call GE Answer Center® Service, 800.626.2000.



Specification Revised 6/2